


# NADA SCIENTIFIC

## DIESEL TRUCK ENGINE, INLINE-6 WITH INJECTOR PUMPS, ELECTRONICALLY CONTROLLED

N98-ND6080




### SPECIFICATIONS


- 4-Stroke engine; Inline-6
- Displacement: 5,200cc
- Direct injection
- Bosch type in-line injection pump with mechanical governor
- Air/air Intercooler
- Camshaft in the crankcase
- Spring single-plate clutch
- Turbocharged
- Gearbox: 4 forward speeds + reverse
- Gear distribution
- Operates electrically at 120 volts
- Mounted on stand with wheels

### WEIGHT AND DIMENSIONS

Size: 90cm x 180cm x 170cm (L x W x H)  
Net Weight: 450 kg  
Gross Weight: 560 kg



OPERATES  
ELECTRICALLY



MOUNTED ON STAND  
WITH WHEELS